

2024-07-22

## PRESS RELEASE

Links: [Infographics](#) [NBB.Stat](#) [General information](#)

### Monthly consumer survey – July 2024

## Consumer confidence weakens in July

- **After markedly improving last month, the consumer confidence indicator fell back in July.**
- **There was a worsening in all components of the indicator.**

Consumer expectations for the general economic situation in Belgium have dropped slightly. In addition, fears of a rise in unemployment over the next twelve months have sharply intensified, following the clear abatement last month.

On a personal level, households say they are less confident about their own future financial situation, and less optimistic about their savings intentions over the coming twelve months.

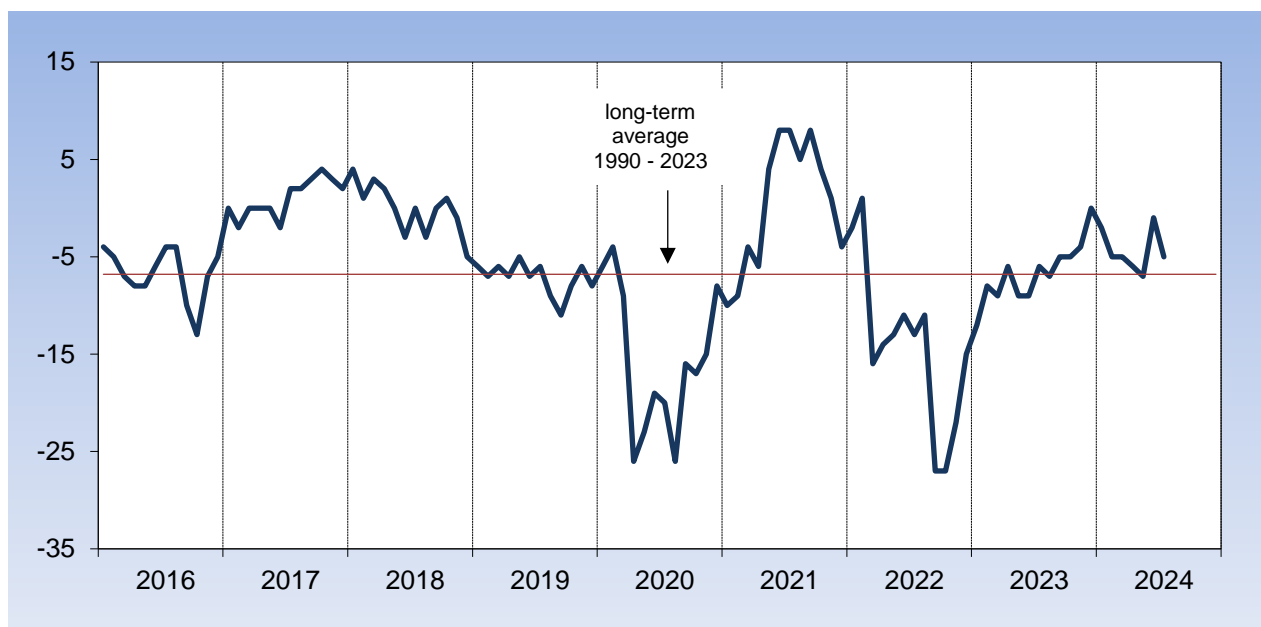
### Consumer confidence indicators

		Expectations for the next twelve months			Consumer confidence indicator	
		Economic situation in Belgium	Unemployment in Belgium <sup>1</sup>	Financial situation of households		Savings of households
2023	July	-13	15	0	5	-6
	August	-17	20	0	11	-7
	September	-13	12	-1	7	-5
	October	-17	15	-1	13	-5
	November	-12	14	0	10	-4
	December	-9	14	1	20	0
2024	January	-14	14	-1	21	-2
	February	-19	10	-3	13	-5
	March	-20	17	-2	17	-5
	April	-18	24	-1	18	-6
	May	-20	23	0	17	-7
	June	-15	12	1	20	-1
	July	-16	19	-2	16	-5

<sup>1</sup> Regarding unemployment expectations, a rise indicates a deterioration while a decline indicates an improvement.

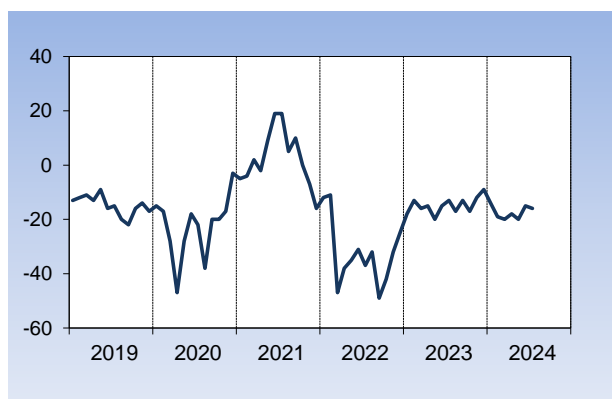
Source: National Bank of Belgium.

### CONSUMER CONFIDENCE INDICATOR

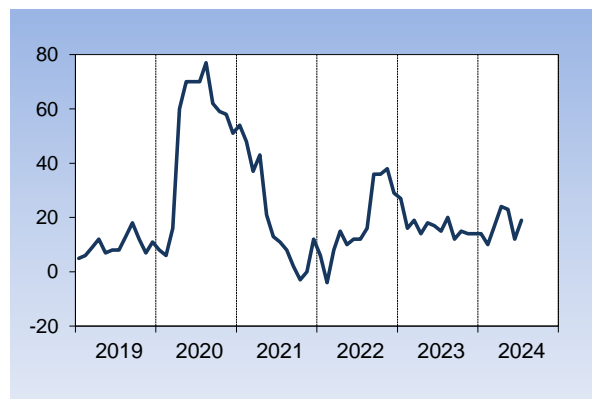


### Expectations for the next twelve months

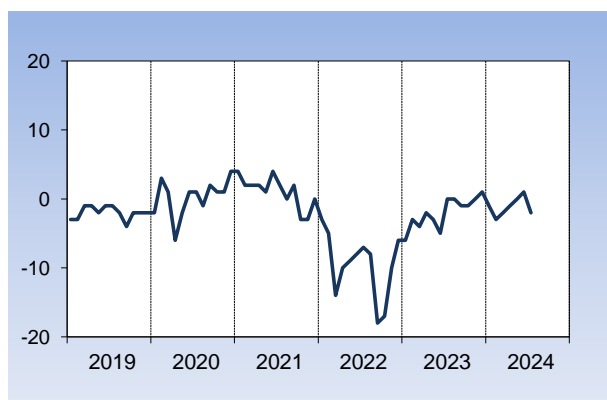
General economic situation in Belgium



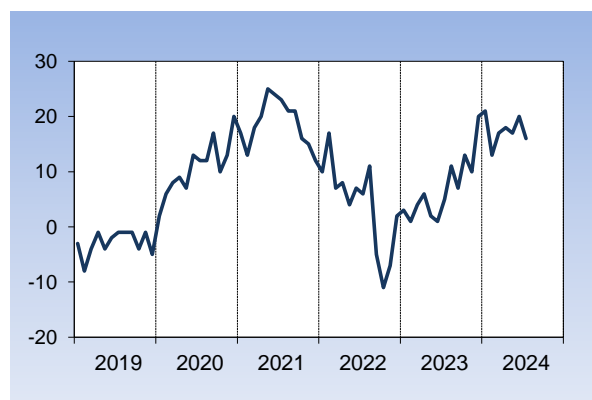
Unemployment in Belgium<sup>1</sup>



Financial situation of households



Savings of households



<sup>1</sup> Regarding unemployment expectations, a rise indicates a deterioration while a decline indicates an improvement.